

Specifications

Model	Z-62/40	
Measurements	Metric	US
Working height maximum*	20.87 m	67 ft 11 in
Platform height maximum	18.87 m	61 ft 11 in
Horizontal reach maximum	12.42 m	40 ft 5 in
Up and over clearance maximum	7.80 m	25 ft 7 in
A Platform length - 8 ft / 6 ft model	0.91 m / 0.76 m	3 ft / 2 ft 6 in
B Platform width - 8 ft / 6 ft model	2.44 m / 1.83 m	8 ft / 4 ft
C Height - stowed	2.4 m	8 ft 6 in
Height - transport (jib tucked under)	2.90 m	9 ft 6 in
A Length - stowed	9.25 m	30 ft 4 in
Length - transport (jib tucked under)	7.58 m	24 ft 10.5 in
A Width	2.49 m	8 ft 2 in
A Wheelbase	2.49 m	8 ft 2 in
A Ground clearance - center	0.41 m	1 ft 3 in

Productivity

Lift capacity	227 kg	500 lbs
Platform rotation	180°	180°
Vertical jib rotation	135°	135°
Turntable rotation	360° continuous	
Turntable tailswing	zero	zero
Drive speed - stowed	4.8 km/h	3.0 mph
Drive speed - raised**	1.1 km/h	0.68 mph
Gradeability - 4WD - stowed***	45%	45%
Turning radius - 2 WS - inside	2.8 m	9 ft 2 in
Turning radius - 2 WS - outside	5.7 m	18 ft 9 in
Turning radius - 4 WS - inside	1.3 m	4 ft 5 in
Turning radius - 4 WS - outside	3.6 m	11 ft 11 in
Controls	12V DC proportional	
Tyres	355/55D 625	

Power

Power source	Deutz D2011 L03i 3 cylinder diesel 35.8 kW (48 hp)	
Auxiliary power unit	12V DC	12V DC
Hydraulic tank capacity	132.5 L	35 gal
Fuel tank capacity	136.3 L	36 gal

Sound & Vibration Levels

Sound pressure level (ground workstation)	84 dBA	84 dBA
Sound pressure level (platform workstation)	75 dBA	75 dBA
Vibration	<2.5 m/s ²	<8 ft 2 in/s ²

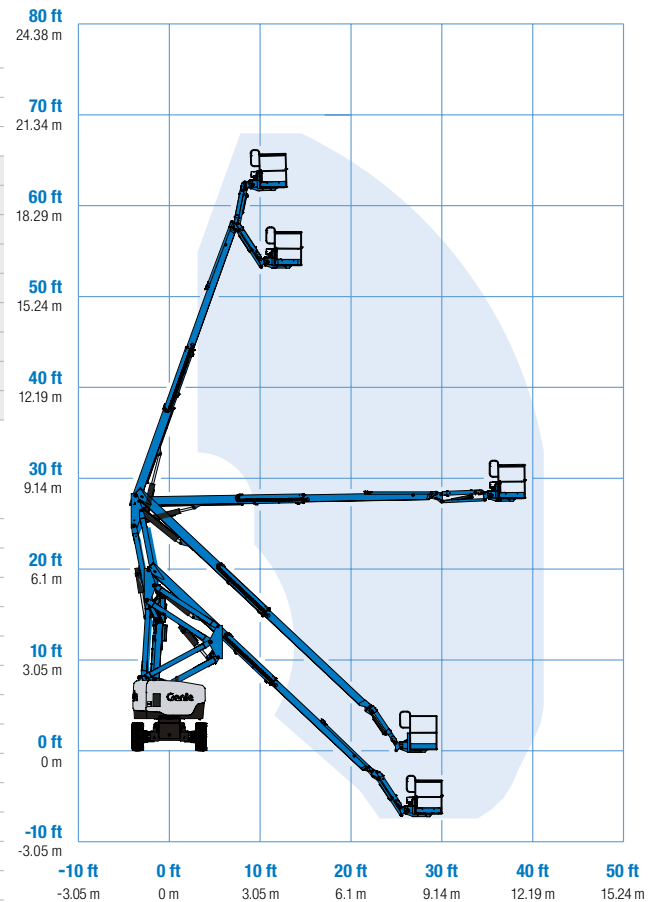
Weight****

CE 4WD (foam filled tyres)	10,281 kg	22,665 lbs
----------------------------	-----------	------------

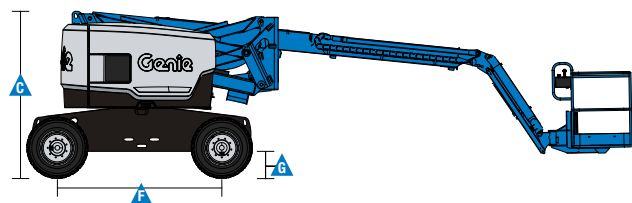
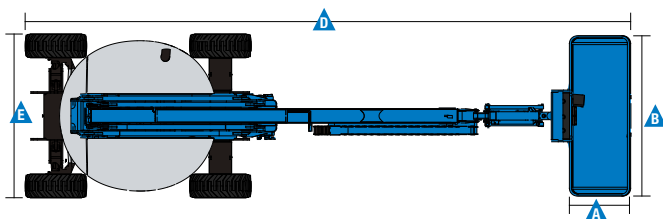
Standards Compliance

EU Directives: 2006/42/EC - Machinery (harmonized standard EN280); 2004/108/EC (EMC); 2000/14/EC (Outdoor Noise)

Range Of Motion Z-62/40



* The metric equivalent of working height adds 2 m to platform height. U.S. adds 6 ft to platform height.
 ** In lift mode (platform raised), the machine is designed to operate on firm, level surfaces only.
 *** Gradeability applies to driving on slopes. See operators manual for details regarding slope ratings.
 **** Weight will vary depending on options and/or country standards.



Features

Standard Features

Measurements

- 20.87 m (67 ft 11 in) working height
- 12.47 m (40 ft 11 in) horizontal reach
- 8.13 m (26 ft 8 in) up and over clearance
- Up to 227 kg (500 lbs) lift capacity

Productivity

- Self-leveling platform
- Hydraulic platform rotation
- Proportional joystick controls
- Telematics-Ready Connector
- Hydraulic oil cooler
- Thumb rocker steering
- Drive enable
- Chassis tilt drive function cut-out
- AC power cord to platform
- Horn
- Hour meter
- Tilt alarm
- Descent & travel alarms
- Flashing beacon
- 360° continuous turntable rotation
- Locking turntable covers
- Zero tailswing
- Positive traction drive
- 2 speed wheel motors
- Dual parallelogram for vertical wall tracking
- Lift Guard™ Contact Alarm

Power

- 12V DC auxiliary power
- Engine protection package
- Anti-restart engine protection
- Auto engine fault shutdown
- Intake air heater

Easily Configured To Meet Your Needs

Platform Options

- Steel 2.44 m (8 ft) tri-entry with side swing gate (standard)
- Steel 1.83 m (6 ft) dual entry with side swing gate

Jib

- 1.52 m (5 ft) jib boom (standard)

Engine

- Deutz diesel 35.8 kW (48 hp)

Drive/Steer

- 4 x 4 (standard)
- 4 wheel drive (optional)

Axle

- Active oscillation (standard)

Tyre Options

- Rough terrain foam-filled (standard)
- Rough terrain non-marking (foam-filled)

Options & Accessories

Productivity Options

- Half-mesh platform inserts
- Platform auxiliary top rail
- Air line to platform ⁽¹⁾
- Power to platform: plug, socket, with optional Residual-current Circuit Breaker with Overcurrent protection ⁽⁴⁾
- Work lights package (2 on chassis, 2 on platform) ⁽¹⁾
- Biodegradable hydraulic oil
- Hostile environment kit ⁽¹⁾: cylinder bellows, boom wiper seals platform and ground control box covers
- Deluxe hostile environment kit ⁽¹⁾ adds to basic kit center turntable shield, ring gear guard, tail pipe guard, engine cover flaps and air pre-cleaner
- Chassis tilt lift function cut-out kit
- Track & Trace ⁽²⁾ (GPS unit providing machine location & operating information)
- Panel cradle package ⁽¹⁾
- Lockable platform control box covers
- Operator Protective Structure⁽³⁾
- Tool Tray ⁽³⁾
- Fall Arrest Bar ⁽³⁾

Power Options

- Engine gauge package ⁽¹⁾
- AC generator packages (120V/50Hz or 240V/50Hz, 3000W) ⁽¹⁾
- Diesel air intake pre-cleaner ⁽¹⁾
- Diesel catalytic scrubber muffler ⁽¹⁾
- Low temperature cut-out module
- EMEAR Cold Start kit: Inc. Engine heater & battery charger
- Cold weather package ⁽¹⁾



- ⁽¹⁾ Factory-fit option only
- ⁽²⁾ Includes a first 2 years subscription
- ⁽³⁾ Aftermarket only
- ⁽⁴⁾ Not available if generator is selected

05/18 Part No. B127306UK



HDW
www.hdwnl.com

Worldwide Manufacturing And Distribution

Australia · Brazil · Caribbean · Central America · China · France · Germany · Italy · Japan · Korea · Mexico · Russia · Southeast Asia · Spain · Sweden · United Arab Emirates · United Kingdom · United States

Product specifications and prices are subject to change without notice or obligation. The photographs and/or drawings in this document are for illustrative purposes only. Refer to the appropriate Operator's Manual for instructions on the proper use of this equipment. Failure to follow the appropriate Operator's Manual when using our equipment or to otherwise act irresponsibly may result in serious injury or death. The only warranty applicable to our equipment is the standard written warranty applicable to the particular product and sale and we make no other warranty, express or implied. Products and services listed maybe trademarks, service marks or trade names of Terex Corporation and/or their subsidiaries in the USA and many other countries. Genie is a registered trademark of Terex South Dakota, Inc. © 2018 Terex Corporation.